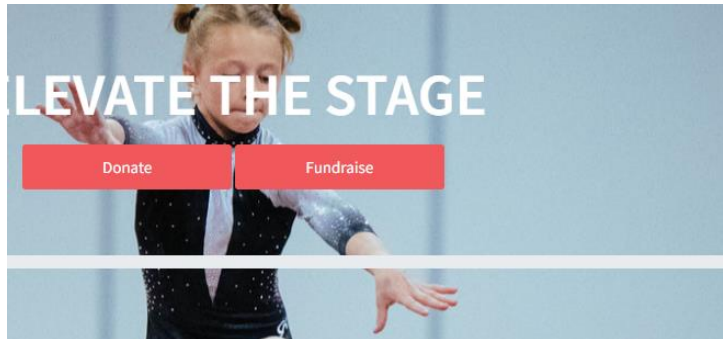


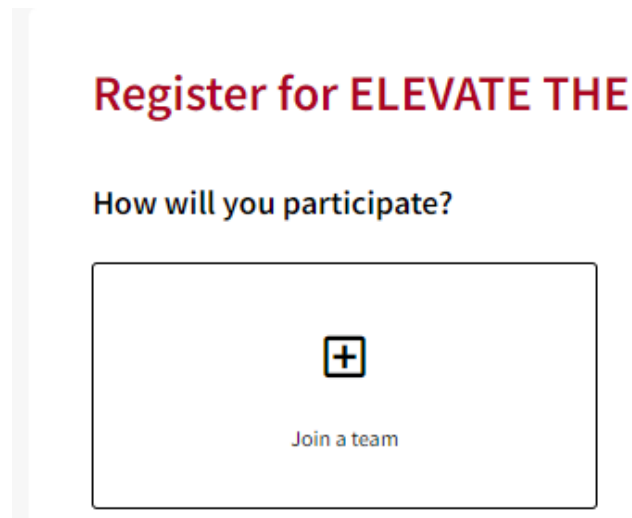


To join your club team and fundraise individually:

Step 1: Individual participants will click on the Fundraise button.



Step 2: Click **Join a team** and then click on the **Continue** button.



- Participants can search for a specific team or select one from the existing teams. Then they click on **Join Team** button to select that particular team, then they click **Continue**.

Join a team

Select the team you would like to join below. If a team is full, you won't be able to join it.

Test Team (Supporting American Cancer Society) Team Captain: Kristi Lovell	Join Team
--	---------------------------



Step 3: Create your account:

Participants will create their own account with email, username and password

Create an Account

Email *

Username *

Password *

✓ 8 characters
✓ 1 letter
✓ 1 number

[Register](#)

Have an account? [Log In](#)

This site is protected by reCAPTCHA and the Google Privacy Policy and Terms of Service apply.

- Fill out the necessary contact information.

Your Contact Information

First name * Last name *

Contact Information

Address *

City/Town * State/Province * Zip/Postal code *

Country *

Email address *

Phone number *

Allow American Cancer Society to contact me by mail (post)
 Allow American Cancer Society to contact me by email
 Allow American Cancer Society to contact me by phone

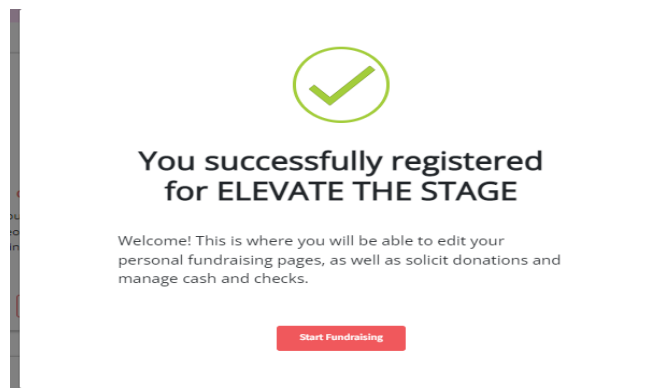
Fundraising

Fundraising Goal

Show in search results
 Show on leaderboards

[Back](#) [Continue](#)

- Successful registration message:





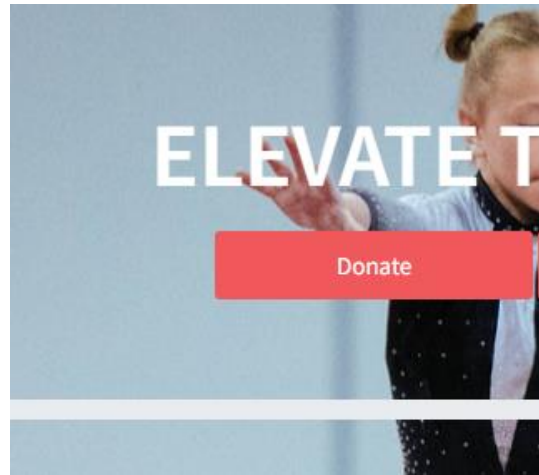
- From your individual dashboard you can customize your page, send emails asking for donations or share on social media:

The screenshot shows a user dashboard for 'Elevate The Stage'. On the left is a navigation menu with icons for 'Dashboard', 'Participant Page', 'Emails', and 'Cash and Checks'. The main content area has a pink header with the event name, a '\$0 raised' goal, and a 'Donate' button. Below the goal is an 'Update goal' link. A central area contains a red pencil icon in a circle, indicating a customization option. On the right, there is a section for 'Activity Fees' with two entries: '09/06/22: Kristi Lovell joi' and '08/12/22: Kristi Lovell joi'.



To donate without joining a fundraising team:

Step 1: Individuals can donate to recipients on fundraising teams by clicking the “donate” button on the main URL:



- Choose the recipient and fill out remaining donation information:

Attacking cancer from every angle

Unfortunately, 1 in 3 people will get cancer in their lifetime. But thanks to groundbreaking research by the American Cancer Society, there's hope for us all. Help fuel the fight!

All fields **required** unless otherwise noted.

Choose your recipient

Donation Amount

\$25	\$50	\$75	\$100	\$0.00
------	------	------	-------	--------

I'd like to cover the fee so 100% of my donation goes to supporting cancer research.

Donor Information

Personal Organization

First Name

Last Name (Optional)
